

Bioflow Wristband Sizes



Executive with Short strap

140-170mm



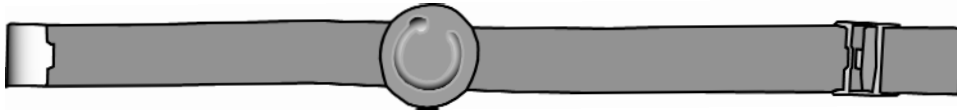
Executive with Long strap

170-210mm



Small Elite

120-200mm



Large Elite

140-220mm



Pirouette

170mm

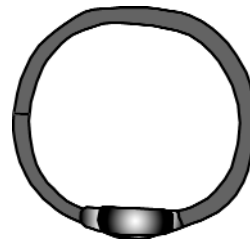


Pirouette with extra link

185mm



Finesse Small 140mm



Finesse Large 170mm



Duet/Monet Small
130-155mm



Duet/Duo/Monet Medium
155-190mm



Duet/Duo/Monet Large
180-215mm

Note: Not to scale



Adventure

120-165mm



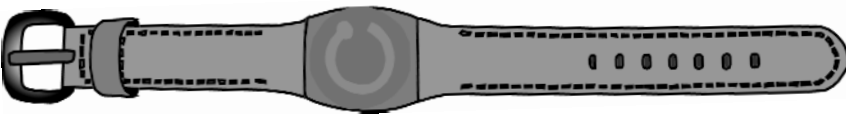
Large Active with Extra Short strap

140-175mm



Nations with Short strap

140-185mm



Standard Active, Explorer, Ultra and Reflex with Short strap

145-190mm



Small Explorer, Reflex and Ultra

150-190mm



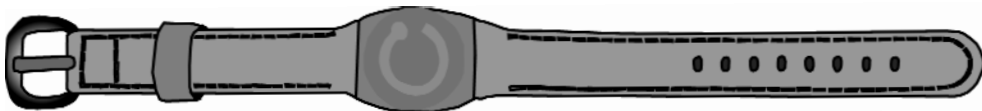
Classic

110-210mm



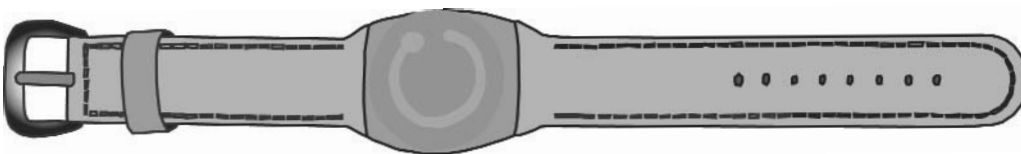
Nations with Long strap

160-220mm



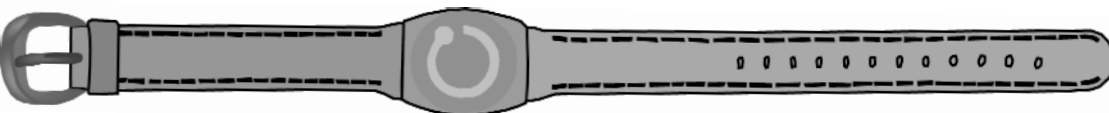
Standard Active, Explorer, Reflex and Ultra with Long strap

170-220mm



Large Active with Long strap

180-230mm



Standard Reflex with Extra Long strap

170-250mm

Note: Not to scale